



Espresso Ideas Box: The Olympics

Worksheets

There are two photocopiable worksheets for this title: a sheet of templates for designing clothes for the Olympics and a resource for creating Olympics medals tables. The activities stand alone, but using them in conjunction with the book will offer a more complete learning experience.

Learning objectives

Fashion designer:



- To design clothes suitable for an Olympics event
- To choose suitable materials for their designs considering their use

Olympics medal tables:

- To gather data to complete a table
- To consider how the data can be made into a graph or chart

TITLES IN THE SERIES

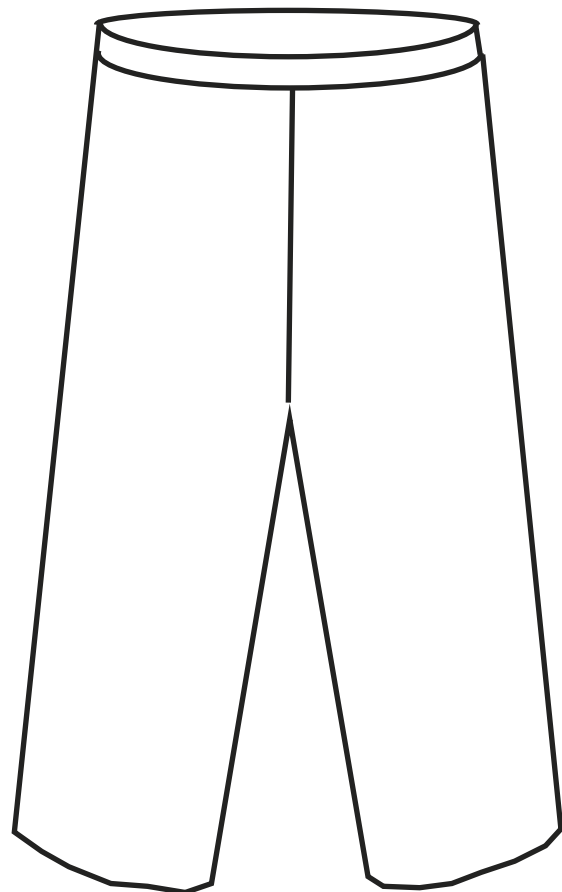
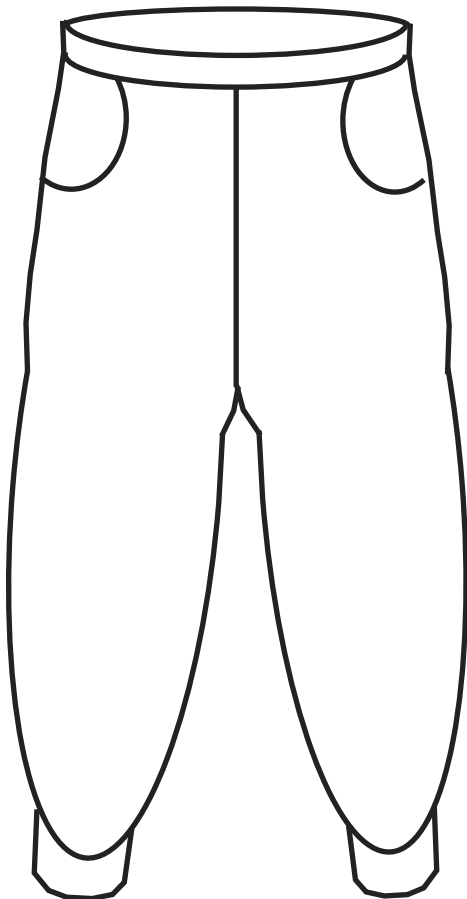
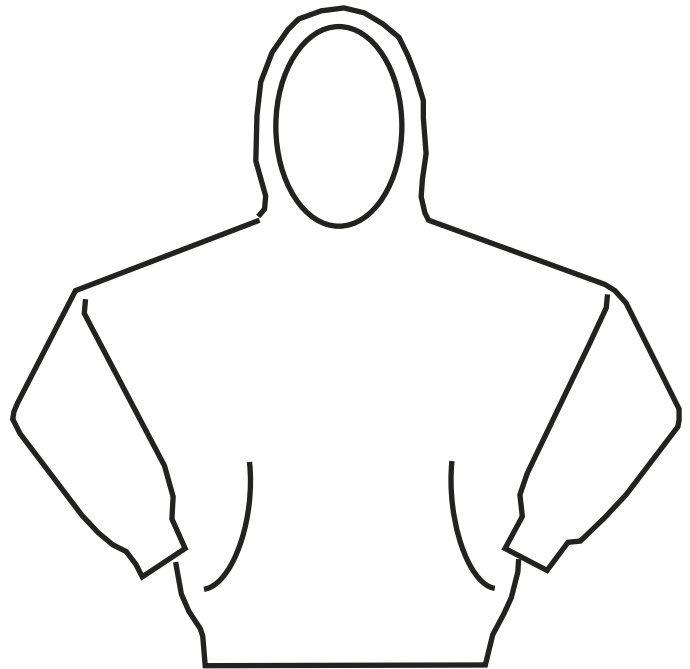
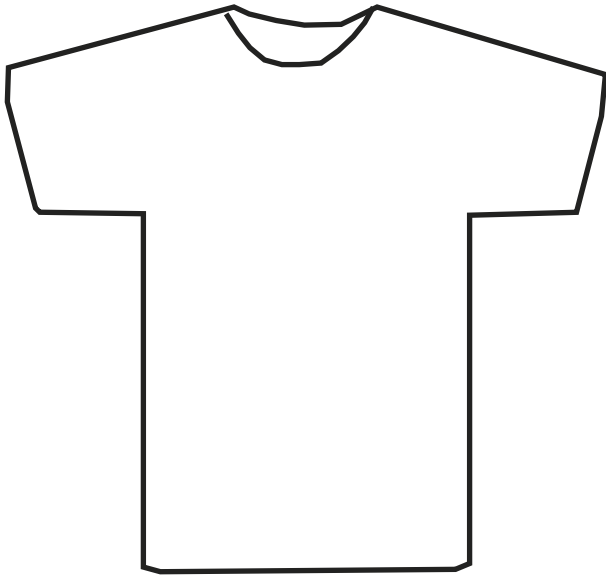
CLICK [HERE](#) FOR MORE INFORMATION



Order copies of these books now at www.franklinwatts.co.uk and get 10% discount! Please enter promotional code **DOWNLOAD10** at checkout to receive your discount.

Fashion designer

- Use the templates below to create your own designs for an Olympics team kit.
- Don't forget to decide what fabrics they are made from.



Name: _____

Date: _____

Olympics medal tables

- Choose an Olympics year.
- Write the top ten medal-winning countries in the first table and how many of each type of medal each country received.
- In the bottom table choose a country and find out the number of medals they got for eight different events.
- How can you display your data in charts or graphs?

| Country | Gold | Silver | Bronze |
|---------|------|--------|--------|
| | | | |
| | | | |
| | | | |
| | | | |
| | | | |
| | | | |
| | | | |
| | | | |
| | | | |
| | | | |

Country _____

| Event | Gold | Silver | Bronze |
|-------|------|--------|--------|
| | | | |
| | | | |
| | | | |
| | | | |
| | | | |
| | | | |
| | | | |
| | | | |