



Espresso Ideas Box: Rainforests

Instruction sheet, worksheet and card game

There are four photocopiable sheets for this title: an instruction sheet for designing a rainforest animal, a worksheet to identify places where endangered rainforest animals come from and a template for a card game. The activities stand alone, but using them in conjunction with the book will offer a more complete learning experience.

Learning objectives:

Rainforest animals:

- To design their own rainforest animal.
- To label their animal with its characteristics, explaining why it is suitable for its habitat.




Endangered animals:

- To find out about endangered animals in rainforests.
- To label a map and explain why an animal is endangered and how it can be protected.

Rainforest card game:

- To follow written instructions to make and play a game.

TITLES IN THE SERIES
CLICK [HERE](#) FOR MORE INFORMATION



Order copies of these books now at www.franklinwatts.co.uk and get 25% discount! Please enter promotional code DOWNLOAD10 at checkout to receive your discount.

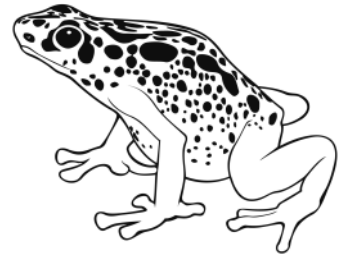
Rainforest animals



- Choose an area in the rainforest – either the forest floor, understorey, canopy or emergent layer.
- Draw and label an animal from your imagination that might live there. Use the labels to explain why the animal is suitable for its habitat.

Think about the types of characteristics your animal will need:

- How will it get to its food?
- Does it need to be tall?
- How can it move?
- Will it be able to fly?
- How will it protect itself against predators?



Here are some ideas about different features:

- Neck – will it be long for reaching food a long way away or short for eating grass for example?
- Horns – these are used for protection and to obtain food.

Think about the different shapes and sizes.

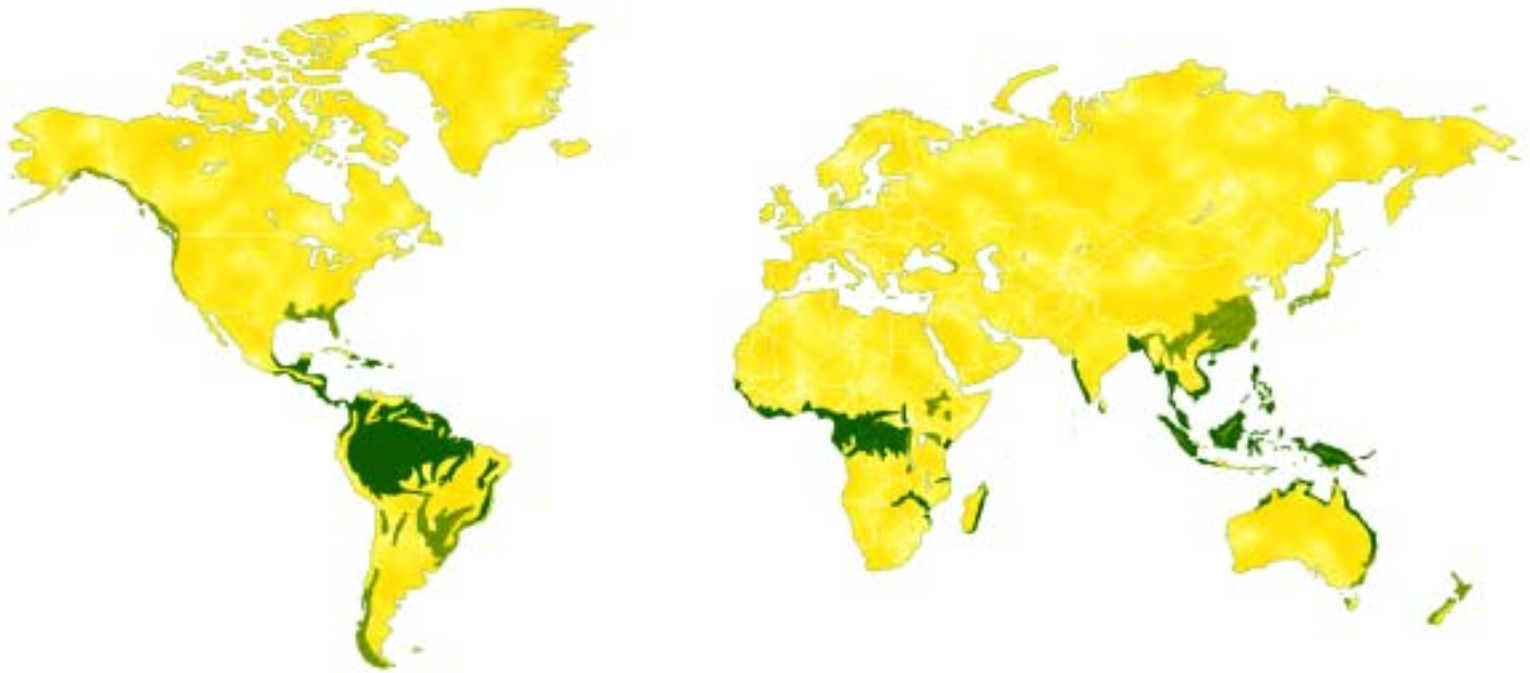
- Claws – these are used to dig, climb, hang or attack prey.
- Covering – will your animal be covered with fur for warmth, scales like a fish or snake, feathers like a bird, a protective shell or a skin like yours?
- Camouflage – will your animal be camouflaged, either to protect it from predators or to help it catch prey itself?
- Tail – a tail has many uses such as balance, swinging through trees or to swish away annoying insects.
- Feet – hooves are best for flat ground, but paws are better for climbing as they can grip. What are webbed feet good for?

Name: _____

Date: _____

Endangered animals


- Use books and the Internet to find out about animals that are endangered in the rainforests of the world.
- Choose three that you have found and write their names on the map next to the part of the world below that they live in.
- Write about one of the animals in the space below. Explain why it is endangered and what is being done, or could be done, to save it.



Rainforest card game (1 of 2)

- Make one photocopy of the 'Hunter' squares below and cut out each one. You should now have 12 'Hunter' squares.
- Make three photocopies of the 'Hunted' squares on the other sheet and cut out each one. You should now have 48 'Hunted' squares.
- Cut out 60 pieces of card the same size as the squares. Stick the paper squares onto each card. Colour the animals in if you wish.
- Shuffle the cards, and deal them out to four players. You should have 15 cards each.
- Place the cards face down. Take it in turns to play a card, face up so everyone can see. The person with the hunter card wins the set and takes all the cards from that round.
- If a set has more than one hunter, or all the cards are hunted animals, then decide which animal is strongest.
- When all the cards have been played, the winner has the most cards.

Hunter



Rainforest card game (2 of 2)


Hunted



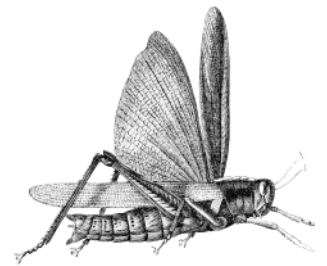
Dragonfly



Iguana



Fish



Grasshopper



Parrot



Ant



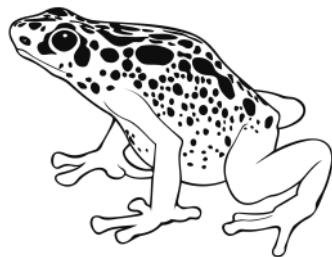
Squirrel



Chameleon



Beetle



Frog



Salamander



Bat